



CL SERIES

Heat Dissipation Level:

The CL-series will adjust itself according to the necessary heat dissipation level.

120mm Blue LED cooling fan:

It offers a 120mm Blue LED cooling fan for your gaming system with automatic fan speed settings, so you no longer have to worry about high or low settings and if your fan is spinning too slow or too fast.

Graphics Capabilities:

700W offer a 6+2 PCI-E ready for better graphics capabilities.

Work Great and Looks Great:

Painted in black, the CL-series works great and looks great.



**BLUE LED
120mm fan**

**4+4 Xeon CPU
Connector**

**PCI-E 6 pin
Connector**

**Available at 700W
PCI-E 6+2
Connector**

**ATX12
V2.3
Version**

Auto Fan Control

**Limited
2
Year
Warranty**



CL SERIES

Experience our new CL-series of power supplies. It offers a 120mm Blue LED cooling fan for your gaming system with automatic fan speed settings, so you no longer have to worry about high or low settings and if your fan is spinning too slow or too fast. The CL-series will adjust itself according to the necessary heat dissipation level. 700W offer a 6+2 PCI-E ready for better graphics capabilities. Painted in black, the CL-series works great and looks great.








Features

- ATX 12V V2.3 version
- 120 mm Blue LED Fan designed for long life, durability, and fastest cooling time
- Automatic fan setting for best heat dissipation
- Smart cable management
- Over/Under voltage protection
- 6 pin PCI-E Connector ready
- 6+2 PCI-E connectors (at 700W)
- Multiple SATA connectors ready

Power Distribution Configuration

AC INPUT		100~132VAC or 200~264VAC						
MODEL	DC OUPUT	+5V	+3.3V	+12V1	+12V2	+12V3	-12V	+5VSB
CL-500B	Max. Output Current	22A	21A	17A	17A	12A	0.5A	2.5A
	Max. Combined	150W		400W			6W	12.5W
CL-600B	Max. Output Current	24A	24A	18A	18A	15A	0.5A	2.5A
	Max. Combined	160W		450W			6W	12.5W
CL-700B	Max. Output Current	28A	28A	18A	16A	16A	0.5A	3A
	Max. Combined	180W		570W			6W	15W

Power Connector

CL SERIES							
Connector	20+4 pin	Periphal	SATA	FDD	4+4 pin	PCIe 6-Pin	PCIe 8-Pin
CL-500B	1	4	4	1	1	1	-
CL-600B	1	4	4	1	1	1	-
CL-700B	1	4	4	1	1	1	1

Model Number

Model Number	UPC Barcode	Dimension (W x L x H)	Pcs/Ctn
CL-500B	895963147417	5.90 x 6.30 x 3.30 IN	6 pcs
CL-600B	895963147424	5.90 x 6.30 x 3.30 IN	6 pcs
CL-700B	895963147431	5.90 x 6.30 x 3.30 IN	6 pcs

Warranty: Coolmax 2 year limited warranty